



Abram J. Bicksler, Ph.D.
abicksler@echonet.org

ECHO ASIA Regional Impact Center

An Introduction

Vision: Honoring God by
empowering the
undernourished with
sustainable hunger solutions



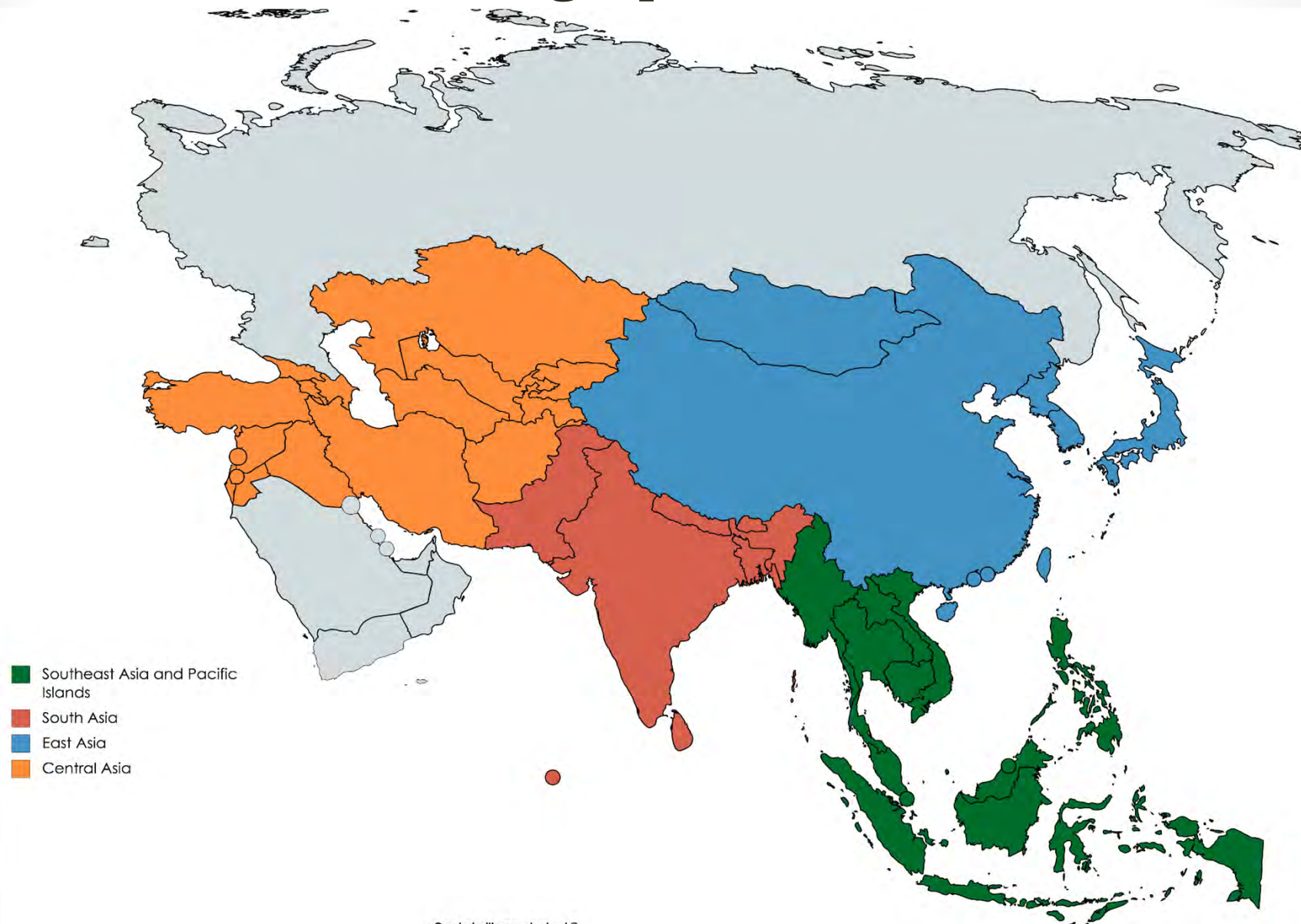
(1)

www.ECHOcommunity.org

Where is ECHO Based?



ASIA Regional Impact Center Geographic Focus



Created with mapchart.net ©

The Work In Which We Are Involved



- **Sustainable Agriculture**
- Community Development
- Participatory Approaches
- Water and Sanitation
- Alternative and Renewable Energy
- Urban and Community Gardening
- **Appropriate Technology**
- **Seed Saving and Banking**
- Creation Care and the Environment
- Coffee

Our Approach Is Through Our Network Partners

Our goal is to empower and equip our network members to advance food security and sustainable livelihoods among the poor

Connect with 3,100+ regional members and ~13,000+ members globally



International Relief & Development NGO's



Missionaries



Academic Institutions



Churches



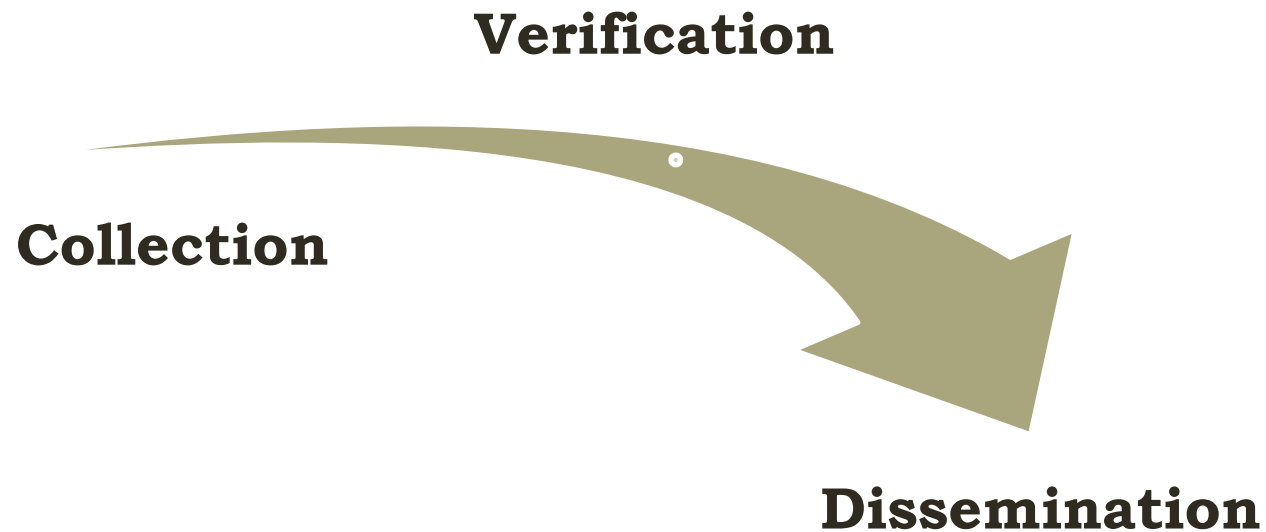
Local Government



Farmers & Farmer Groups

How We Seek To Achieve Our Goal

An Introduction to the Services we Provide

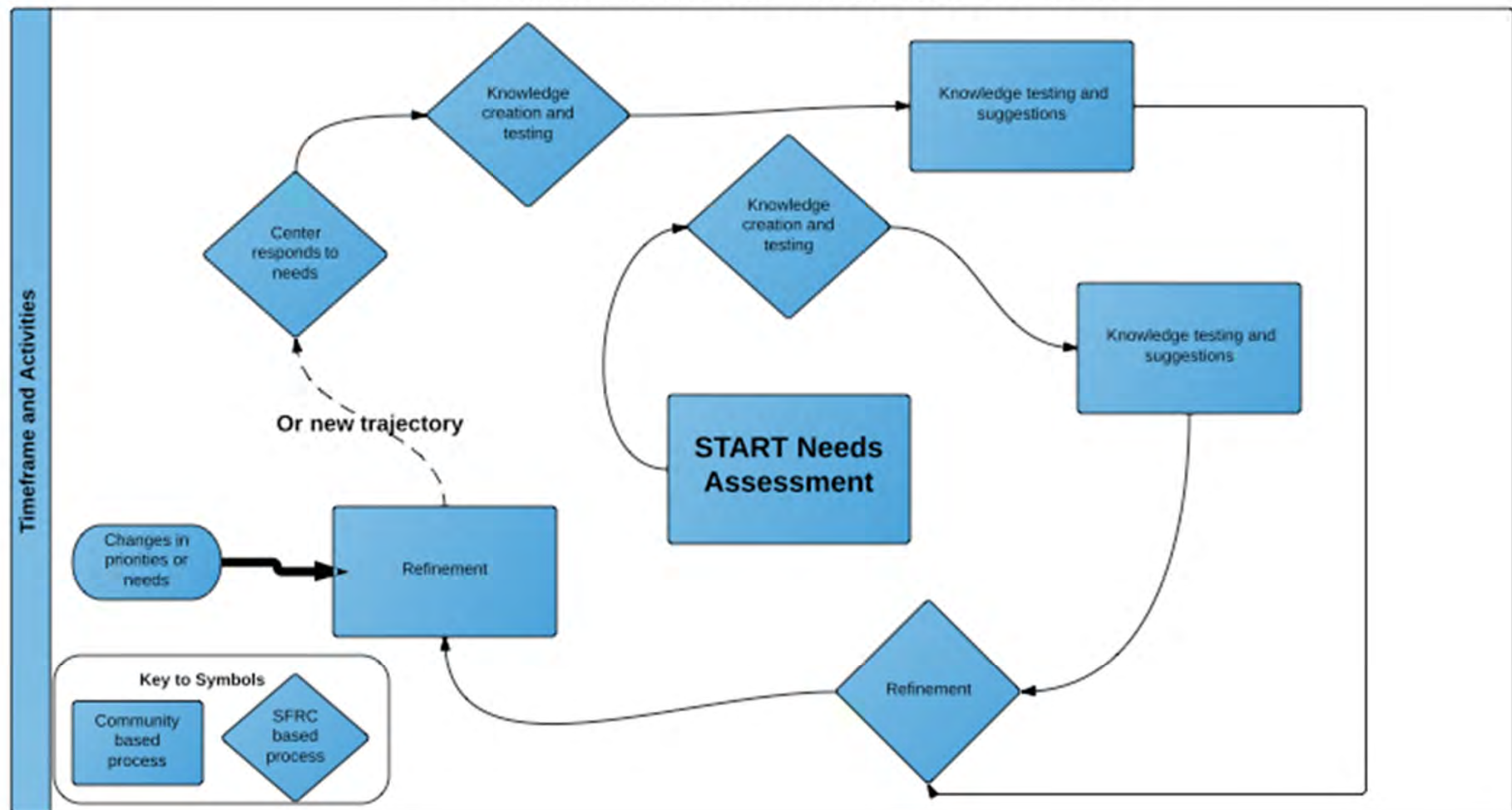


...of practical and innovative options

We work through our network partners. Our goal: to empower our network members to advance food security and sustainable livelihoods among the poor and smallholders



Cycle of Refinement



www.ECHOcommunity.org

Resources:

By Region ▾ Plants & Seeds ▾ By Technology or Technique ▾ By Publication ▾ Education and Events ▾ Research

Also Available In:  / Tiếng Việt / Bahasa Indonesia /  / 汉语 / ไทย

English | Change Language

Asia Regional Impact Center Regional Resources

Asia Regional Impact Center: [Contact](#) [Regional Updates](#) [Upcoming events](#) [Latest Resources](#) [Links](#)

About the Impact Center



ECHO Asia, a regional extension arm of ECHO, exists to equip and empower workers in agriculture and community development so that they can be more effective in their work with smallholder farmers and the poor in Asia to improve food security and livelihoods.

We do this by providing free resources, information, training, and seeds to our network members residing in Asia.

Contact:

Abram Bicksler, Director

Mailing Address

Office: PO Box 64, Chiang Mai 50000 Thailand

Seed Bank: PO Box 17, Fang 50110 Thailand

Physical Address


Office: 270/5 Tung Hotel Road
Soi 6, T.Watget, A.Meung, Chiang
Mai 50000 Thailand

Seed Bank: 121 M.8, T. Mae Na
Wang, A.Mae Ai, Chiang Mai
50280 Thailand

SIGN IN

☐ Remember me

Sign in to ECHOcommunity

 [Forgot your password](#)

 [Register](#)

CALENDAR [MORE]

May 22, 2017 - May 24, 2017

ECHO Asia Nepal Agriculture and Community Development Workshop

October 3, 2017 - October 6, 2017

6th Biennial ECHO Asia Agriculture & Community Development Conference

- Technical Publications
- Technical Requests
- Seedbank Ordering
- Contact Staff
- ECHO Asia Notes Subscription
- Research Updates
- Networking
- Calendar of Training Events

(9)

A Primer on Coffee Harvesting and Processing

by Zachary Price, ECHO Asia Senior Technical Advisor

Introduction

Processing methods for coffee can drastically change the quality and taste of the final product, for better or for worse. By choosing a method that positively impacts quality, flavor, and cost, a coffee producer can optimize the coffee's potential, at the same time optimizing a farmer's income from that higher-quality coffee. Using an improved method to remove the coffee bean from the coffee cherry is one of the most effective ways to increase quality.

Each location throughout the world has its own unique characteristics and environmental factors (known as "terroir") that, in turn, give distinct qualities and add value to niche, high-quality crops and products such as coffee, wine, chocolate, cheese, etc. The rising Specialty Coffee market seeks unique, single-origin coffees that can add to the experience of the coffee consumer. There is no "ideal" way to process coffee, so long as a high standard of quality is achieved. However, in order to make choices that will optimize quality and income within your particular context, you first need to understand the foundation of coffee quality and processing.

Key areas that comprise the foundation of coffee quality and processing include cherry selection; fermentation; and moisture content. Each step in every method of coffee processing aims to improve or impact one of these three components. Let's look at them one-by-one, after first defining a few terms.

Some Definitions and Parts of the Coffee Cherry (Figure 1):

Cherries: Coffee bean is still inside of the coffee cherry

Pulp: The coffee cherry once removed from the seed/ bean

Parchment: Coffee dried to 12% but still inside the parchment

Green Coffee: Coffee that has been dried to 12% but not yet roasted.

Cherry/Bean Selection

Selection of coffee cherries begins at the coffee tree; harvesting is the last stage of farming, but is also considered the first stage of processing. Choosing the right cherries at the right time can contribute to sweet and full-bodied coffee flavor notes, rather than sour or bitter notes. The color of ripe cherries will differ between coffee varieties, so be sure to research and test the specific variety with which you are working. Several tools can guide farmers and coffee processors in cherry selection. Large color charts displaying coffee cherries at different stages of ripeness are posted at the loading bays of many coffee processing plants, to insure that farmers know what level of ripeness is expected (Figure 2). Ripeness boards can also be used to measure how many cherries out of 100 are ripe, with payment then incentivized accordingly. Hand picking cherries as they ripen is the best possible way to pick them, but tends to be highly labor intensive and thus very expensive.

When processing coffee, you want to control each step of the process in order to make sure you have a quality product. Immediately after cherries are harvested, they

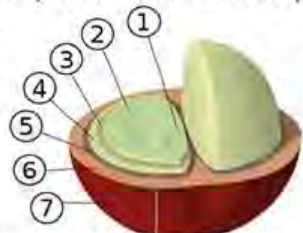


Figure 1: The coffee cherry is made up of the following layers: 1) Center Cut, 2) Endosperm, 3) Silver Skin (Spermoderm), 4) Parchment (Endocarp), 5) Pectin Layer /Mucilage (Inner Mesocarp), 6) Pulp (Mesocarp), 7) Outer Skin (Exocarp). (TORCH Coffee, 2015)

Featured in this AN

- 1 A Primer on Coffee Harvesting and Processing
- 4 Diagnosing Crop Nutrient Deficiencies in the Field
- 8 Book Review: Perennial Vegetable Gardening
- 10 Upcoming ECHO Asia Workshops & Events
- 12 Opportunity from the Network
- 12 Call for Articles & Insights

The ECHO Asia Impact Center operates under ECHO, a non-profit Christian organization that helps you help the poor to produce food in the developing world.



ECHO Asia Impact Center
PO Box 64
Chiang Mai 50000 Thailand
echoasia@echonet.org
www.ECHOcommunity.org

Translations:

- English
- Thai
- Burmese
- Mandarin
- Bahasa Indonesian
- Khmer
- Vietnamese
- Hindi



Regionally Relevant Printed Publications



Regional Workshops and Training Events



Biennial Conference



ECHO Asia

**Agriculture and Community
Development Conference**

Next Conference: October, 2019,
Chiang Mai

~\$200 with meals and lodging
Limited scholarships available!

**227 Participants from 25
Countries**





ECHO
ASIA IMPACT CENTER



Patheingyi Myanmar Karen Baptist Association



MYANMAR SEED SAVING WORKSHOP

January 17 – 18, 2018

Patheingyi, Ayeyarwady Region, Myanmar

ECHO Asia, in conjunction with the PMA CSSDD (Patheingyi Myaungmya Sgaw Karen Baptist Association– Christian Social Services Development Division), with funding from the Presbyterian Hunger Program (PHP–USA) and the Agroecology Learning Alliance in SE Asia (ALiSEA), welcomes anyone working in agriculture and community development to attend a sponsored seed saving workshop from January 17 – 18, 2018 at Patheingyi, in the Ayeyarwady Region, Myanmar.

This free, two-day event will include hands-on training on seed saving best practices (at NGO and community levels), vegetable grafting, utilization of neglected and underutilized species (NUS), how to conduct a seed exchange, and many more topics! Training will be conducted in English and Burmese.

If you are interested, please contact echoasia@echonet.org or register at www.echocommunity.org





ASIA PACIFIC **SUSTAINABLE AGRICULTURE & DEVELOPMENT CONFERENCE**

Join fellow agricultural and development professionals for three days of speaking events, seminars, and training sessions related to sustainable agriculture and community development.

There will also be on-site farm visits and practical hands-on learning opportunities.

TOPICS COVERED:

Seed saving and seed banking
Natural farming
Integrated pest management
Native and underutilized crops
And more...

FOR MORE INFORMATION AND REGISTRATION VISIT:

ECHOcommunity.org or
The SEED project at +63.920.946.4761

FEBRUARY 6-9, 2018
BAGUIO CITY, PHILIPPINES
ASIA PACIFIC THEOLOGICAL SEMINARY

CONFERENCE FEE

FOR NATIONAL ORGANIZATION WORKERS

\$95 us / ₱4,800 PHP

FOR INTERNATIONAL ORGANIZATION WORKERS

\$135 us / ₱7,000 PHP

ACCOMMODATIONS (OPTIONAL) INCLUDES 4 NIGHTS - ARRIVAL DATE: FEB. 5

SHARED DORM

\$30 us / ₱1,600 PHP

SHARED APARTMENT

\$70 us / ₱3,600 PHP



Site Visits and Tours for Agricultural Development Workers





ECHO Asia Seedbank



ECHO[®]
Asia Impact Center
Seed Catalog

- 175 Seed Varieties
- Appropriate Seed Storage Methods for the Tropics
- Seed Production Plots

- 
- Open-Pollinated
 - Locally Adapted
 - Pan-Asian



Other ECHO Asia Services

Professional Consulting
for NGOs & Mission Agencies



Internships & Volunteer
Opportunities For Nationals &
Internationals



Technical Requests

Technical Requests

Dear friends:

Where can I obtain a local bamboo that's called mai ruak?

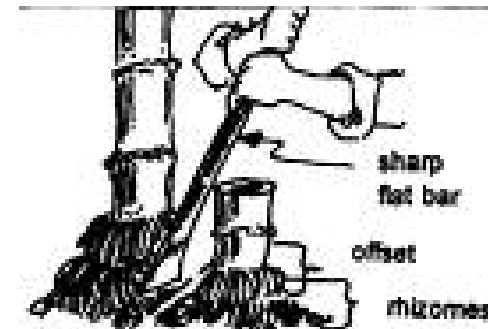
Phil

Dear Phil,

The mai ruak (or mai huak) you're referring to, *Thyrsostachys siamensis*, also known as umbrella bamboo, is very common. It's found planted all over the countryside for pole production. It's also pretty easy to establish (I believe by removing and planting offsets from the main clump - see image below). I've heard local farmers say that best time to often remove and plant offsets is late dry season (April).

Whether transplanted to plant beds, large seedling bags or directly into the field, the offsets will need to be well watered until the offset begins producing shoots and develop viable root systems to support the plants.

I hope this helps!



Conducting Regionally Relevant Research



Take-Home Message

Membership is Free!

Get connected to 3,100+ regional members and 13,000 global members

Sign up as an “Active Development Worker” on

www.ECHOcommunity.org

Elect to receive **ECHO Asia Notes** and **ECHO Asia News**

Receive 10 free packets of seeds per year

Contact us at:

abicksler@echonet.org

echoasia@echonet.org



*Reducing Hunger, Improving Lives
Worldwide*