

Using Moringa seed for water purification

Dr. Roger Sharland,
REAP



REAP

Rural
Extension with
Africa's
Poor







Moringa Stenopetala









Moringa seeds with outer seed coat





For 20 litres of water one needs 10 seeds





Dosage Rates:

- Low turbidity NTU < 50
1 seed per 4 litres (4.225 qt) water
- Medium turbidity NTU 50-150
1 seed per 2 litres (2.112 qt) water
- High turbidity NTU 150-250
1 seed per 1 litre (1.056 qt) water
- Extreme turbidity NTU > 250
2 seeds per 1 litre (1.056 qt) water



Procedure


- 1. Remove the shells.**
- 2. Pound the white seeds.**
- 3. Shake with a little clean water in a soda bottle.**

**One good use
for such a bottle!**

Shake vigorously for 5 minutes




Pour through a sieve





**Stir slowly
for 15 minutes**

and wait!





Contaminated water before and after Moringa treatment

Photo by Beth Doerr






In Kendu Bay, on the shores of Lake Victoria

**it really was like a
miracle.**


**“Once again we could
drink make tea with lake
water – and taste the tea!”**





Moringa stenopetala seed




































































































REAP