

COMMUNITY DEVELOPMENT: THE PROCESS AND SOME FUN TOOLS



ECHO ASIA CONFERENCE – OCTOBER 2017

Basic Introductions and Orientation to the session...

Who are you?

Who are we (BGR)?



Two General Categories of Human Needs

Acute - These needs arise from disaster events such as wars, famine, earthquakes, floods, etc., and are highly unpredictable as to when or where they will happen. They can and do open windows for ministry usually of shorter duration periods than chronic needs.

Chronic – These ways include human suffering due to hunger, poverty, poor health, etc., and are generally massive in proportion. Because the problems causing chronic suffering are deeply rooted in societies and cultures, they require long-term, transformational, education-based solutions.

Relief Work...

- Disaster Response
- Disaster Mitigation
- Disaster Management
- Recovery and Rehabilitation

Development Work...

- Food Security
- Primary Health Care
- Water/Sanitation
- Education/Literacy
- Community Development
- Micro-enterprise/finance

THE RIGHT APPROACH FOR THE RIGHT TARGET...

APPROACH

DEVELOPMENT



RELIEF

TARGET

NON-POOR VULNERABLE

Poverty Line

POOR (MODERATE)

EXTREME POOR (ABSOLUTE)

DESTITUTE (INVALID,
MAJOR DISASTERS,
CONFLICT VICTIMS, ETC.)

Adapted from Corbett and Fikkert, "When Helping Hurts"

What is community development?



Community Development....

a process in which a community is strengthened in order to creatively help meet its own needs: physical, spiritual, mental, psychological, social, economic and political.

It works from the premise that “all people have the right to basic food, shelter, health care, rest, education, job opportunity and security, without being excluded from or exploited by the forces of the market place.”

Development =

“dis” – a reversal

“voloper” – to wrap up

“The ability and process of unwrapping the potential within people and/or communities...”

Community Development....

What it is...

Insiders working together to solve their problems...

People working together for the common good...

Successful by building capacity, capabilities, confidence, community,...

What it is not...

Outside experts providing all the answers...

Individual entrepreneurs excelling...

About people making more money, having more things, etc.

Good community development is a reflection and a fruit of the gospel transforming lives individually and then collectively....

The Rest of the Story Game...

1. When street lighting was installed in a poor community in Anantapur, India, women in one area were pleased but in another area threw stones and broke the lights out. Why?

2. What did residents of a slum area in Manila say when they asked how their environment could be improved?

3. How did the villagers in Ndola, Zambia complete this sentence? “The poorest of the poor depend on _____?”

Community Development....

a process in which a community is strengthened in order to creatively help meet its own needs: physical, spiritual, mental, psychological, social, economic and political. It works from the premise that “all people have the right to basic food, shelter, health care, rest, education, job opportunity and security, without being excluded from or exploited by the forces of the market place.”

PROCESS VS. PRODUCT

Products:

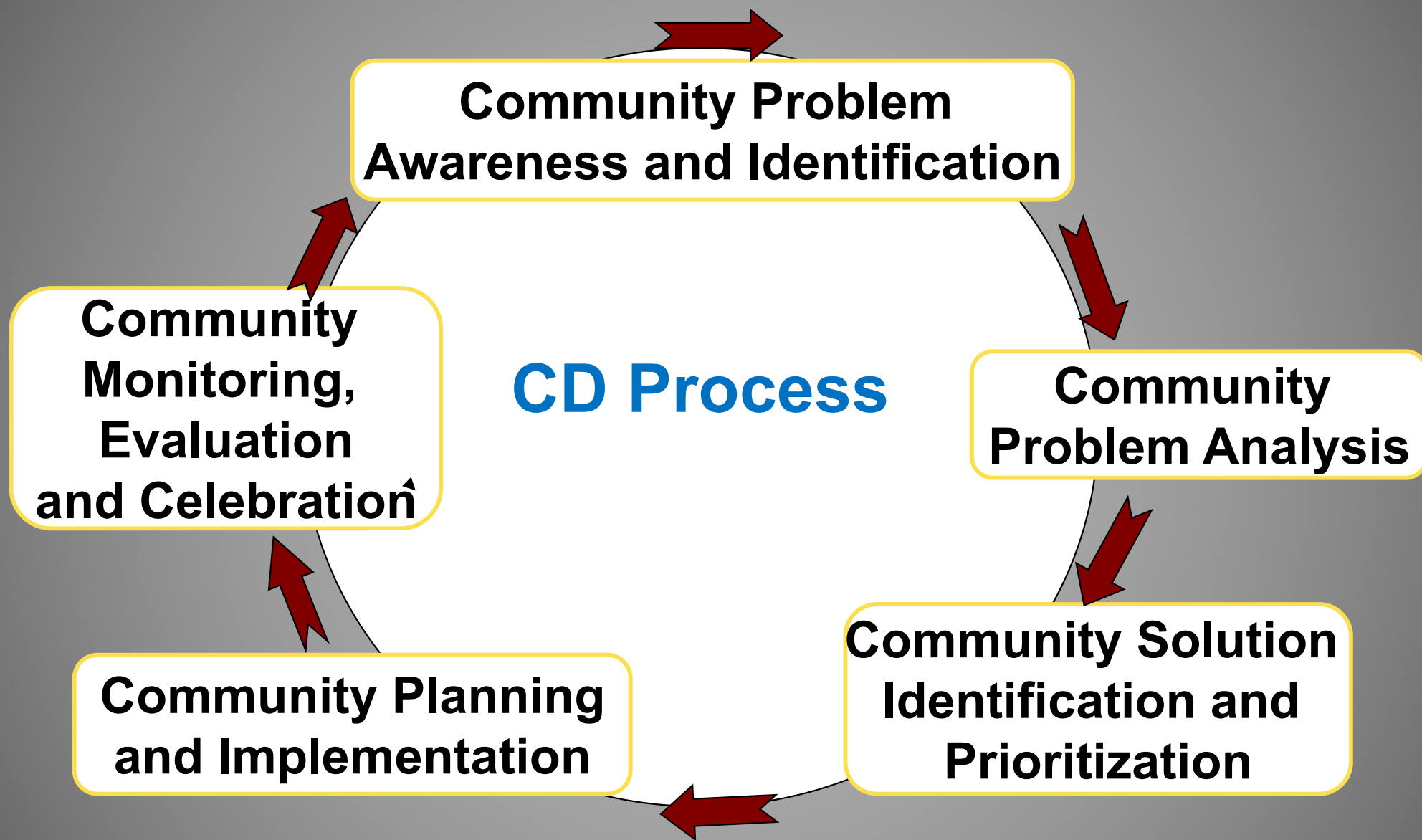
1. Improved roads
2. Schools/buildings
3. Water systems
4. Food projects
5. Income generation
6. Health centers
7. Animals
8. Etc., etc., etc.

Process:

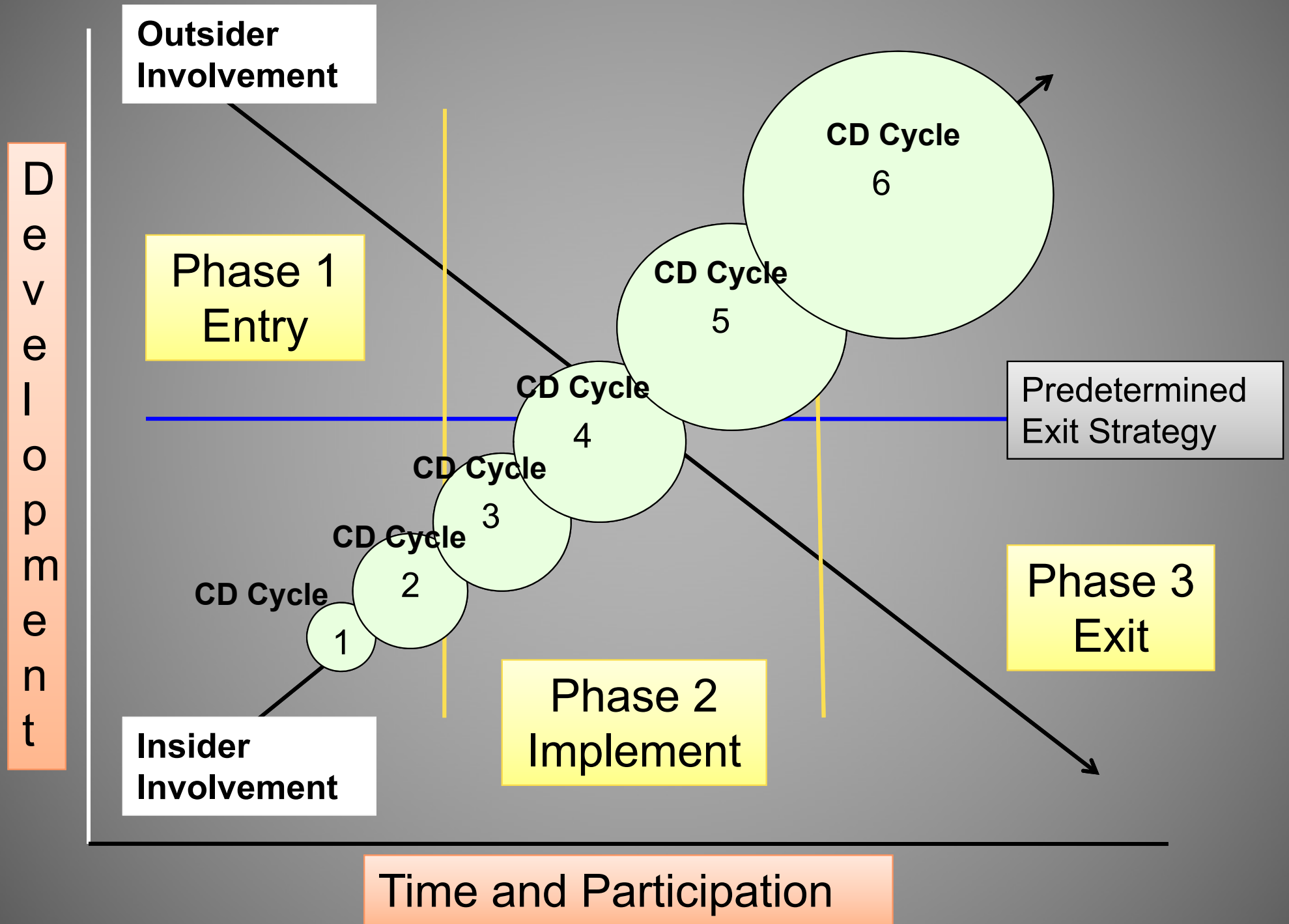
HOW they get to, how they implement, and how they manage a project...

Emphasis:

How THEY get to...



The Community Development Process basic flow...



CD Measurements of success...our goals =

Building capabilities...

Building capacities...

Building confidence...

Building community...

Building Character...

Building
Capability

Building
Confidence

**Community Problem
Awareness and Identification**

**Community
Monitoring,
Evaluation
and Celebration**

**CD Process
Character**

**Community
Problem Analysis**

**Community Planning
and Implementation**

**Community Solution
Identification and
Prioritization**

Building
Community

Building
Capacity



ENTERING THE COMMUNITY



WHY IS COMMUNITY IMPORTANT (AS A STRATEGY)?

Majority of people groups are communal rather than individualistic...

Focus on individuals tends to create tensions...

It facilitates accountability, mutual growth, sustainability, and reproducibility in your projects



WHAT DO WE NEED TO CONSIDER BEFORE ENTERING A COMMUNITY FOR COMMUNITY DEVELOPMENT MISSIONS?

* Who we are...

* What and who are are target...

* Appropriate level of entry...(e.g. the “person of influence”)

* What we are wanting to accomplish and when will be finished?

Remember: The more we know ourselves and our target communities, the better we can accomplish our goals.

Also remember: We have to be constant learners...

WHAT DO WE NEED TO FOCUS ON AS WE ENTER THE COMMUNITY?

- * Trust building...

- * Clarification of expectations...

- * Discovering culture (e.g. decision making processes, power brokers, reliable/trustworthy helpers...)

- * The good things as well as the struggles of the community (Appreciative inquiry)...

- * The concept of a “starter” project...

Remember: The community was developing before you got there; it will be developing long after you leave...

COMMUNITY DEVELOPMENT TOOLS



Building
Capability

Building
Confidence

**Community Problem
Awareness and Identification**

**Community
Problem Analysis**

**Community Solution
Identification and
Prioritization**

**Community Planning
and Implementation**

**Community
Monitoring,
Evaluation
and Celebration**

**CD Process
Character**

Building
Community

Building
Capacity

1. Tools for raising community awareness and problem identification...

Appreciative inquiry (AI)

Focus Group Discussions

Situational/Trend Analyses

Village Transects/Walks

Historical Timelines

Vision Mapping

Situational Mapping

Community Surveys

Oral Histories

Services and Opportunity Map

APPRECIATIVE INQUIRY SAMPLE QUESTIONS...

What do you love most about this community?

Can you tell me about a time that you were proud about your community and/or neighbors?

What first drew you here and what has most encouraged you to stay?

In your estimation, what are some of the most significant things that have ever happened in your community?

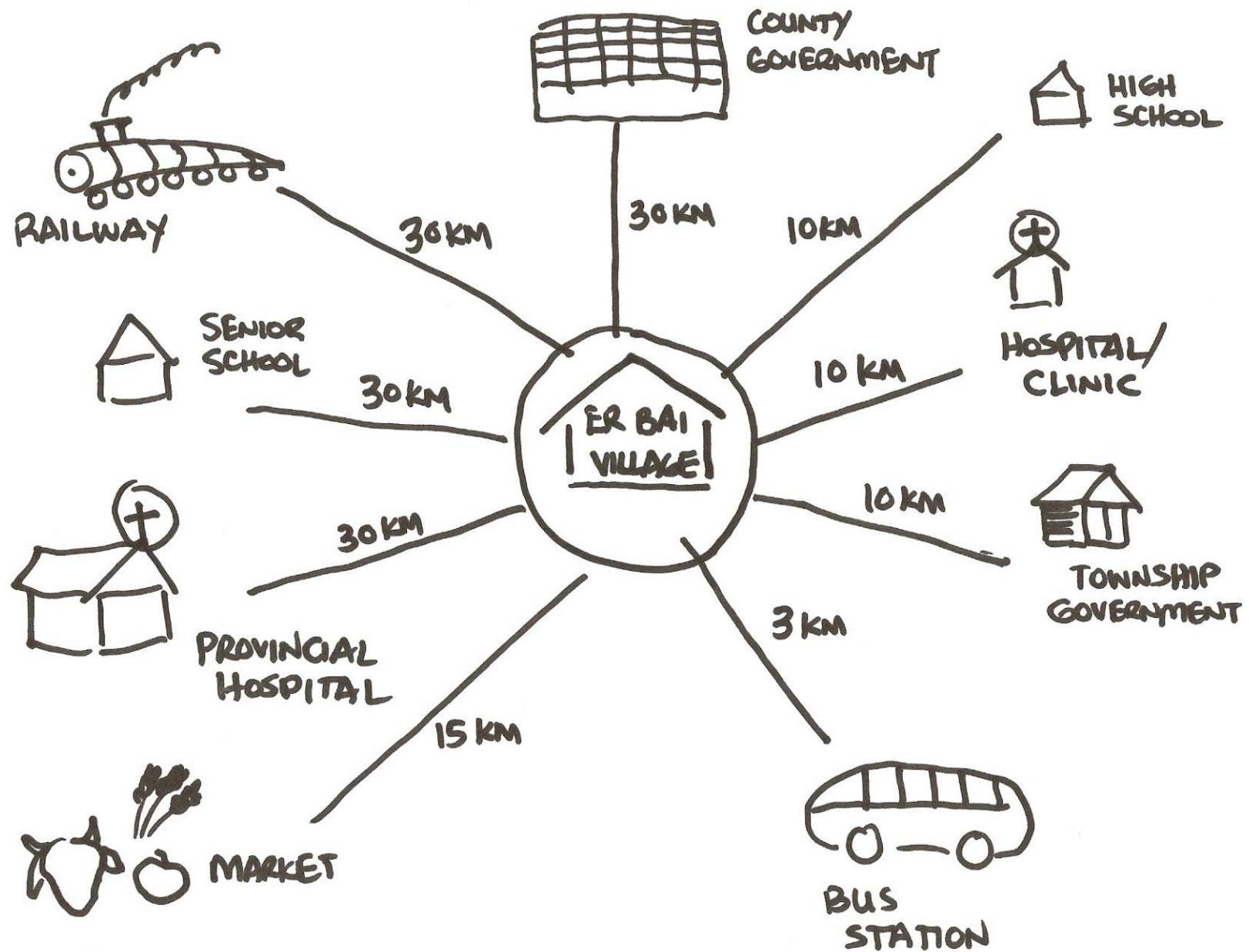
Situational Trend Analysis

ITEM	20 YEARS AGO	TODAY	20 YEARS FROM NOW
FOOD	↑	↔	↓
WATER	↔	↔	↓
HEALTH	↓	↑	↔
INCOME	↓	↔	↓
FORESTS	↑	↓	↓

TIME LINE – INDIAN VILLAGE ORAL HISTORY

1916-17 -	Drought
1936 –	Drought, school started in cowshed, cholera breakout
1939 –	Drought
1956 –	Drought, supply of rice from other states
1960 –	Primary school set up
1962 –	Land settlement
1964 –	Major pest attack
1965 –	Drought, milk and rice provided by government
1972 –	Drought, distribution of land deeds, construction of road by panchayat
1975-78 –	Four years drought
1980 –	drought
1988 –	Installation of tube wells
1994 –	Construction of club house
1996 -	Drought

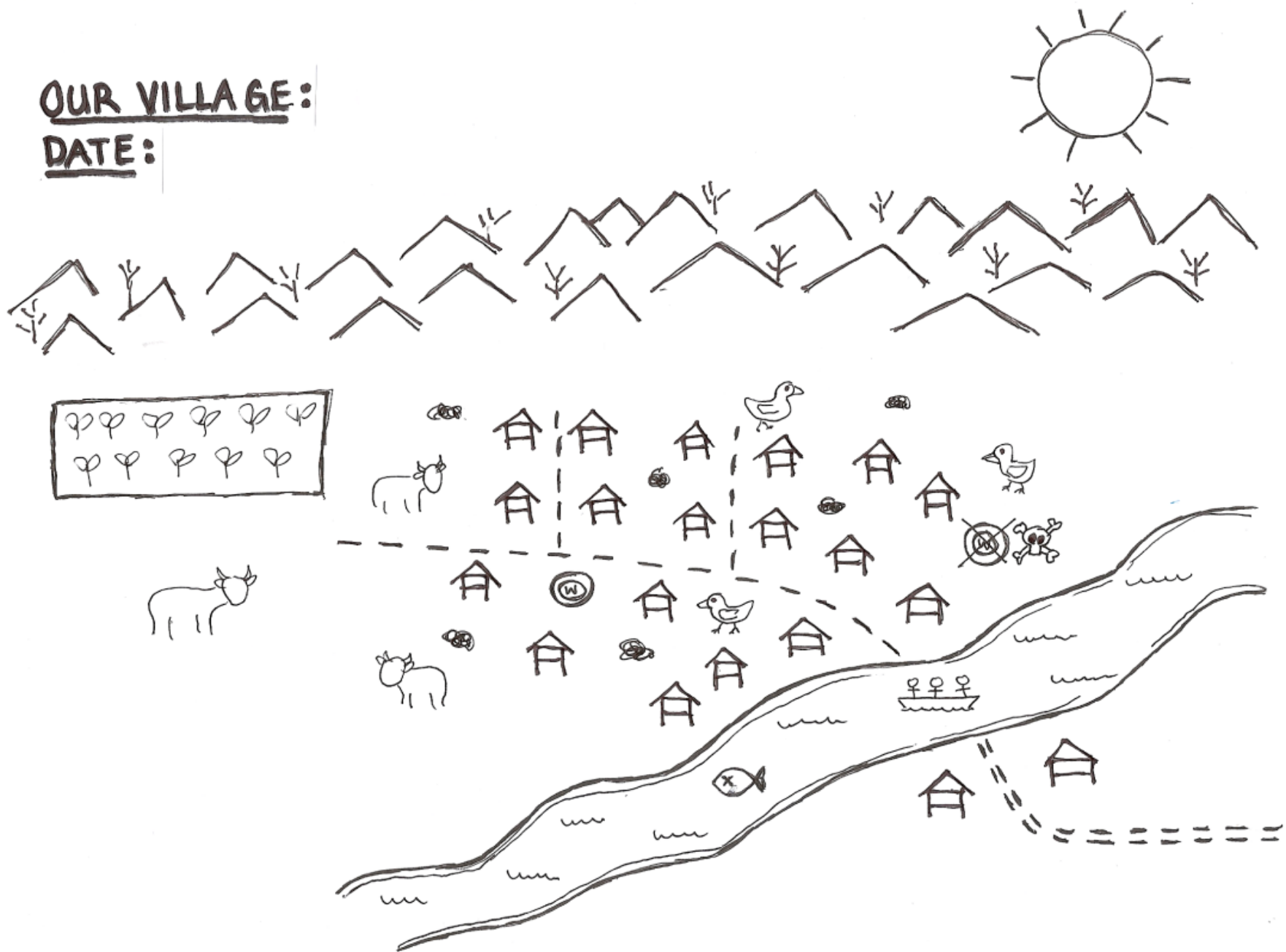
SERVICES AND OPPORTUNITY MAP...



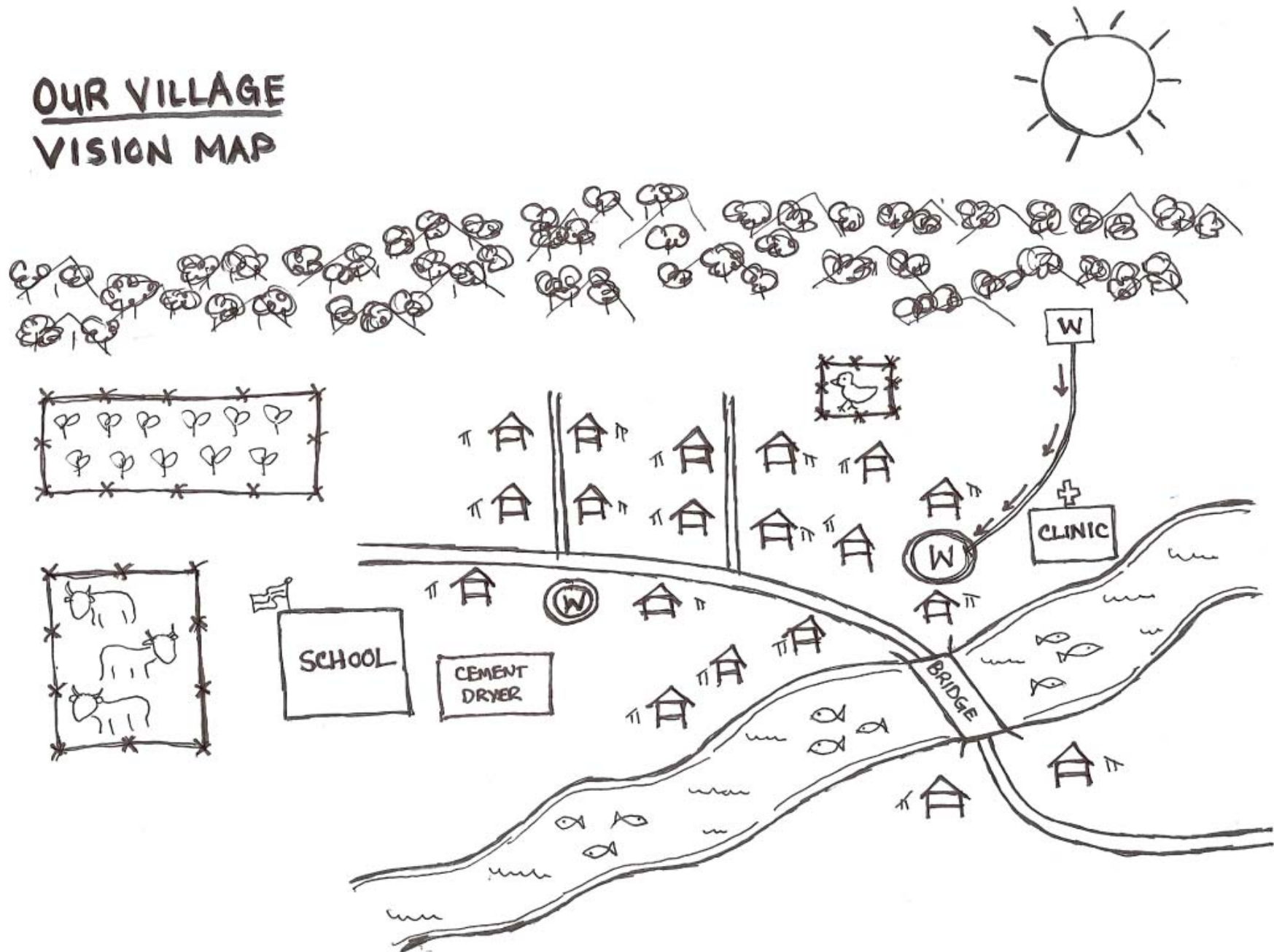
SITUATIONAL MAPPING...

OUR VILLAGE:

DATE:



Vision Mapping...



2. Tools for community problem analysis...

Pair-wise Ranking *











Calendaring *

Cause and Effect Tools
Problem Tree *

Labor mapping

Triangulation! An important
concept...

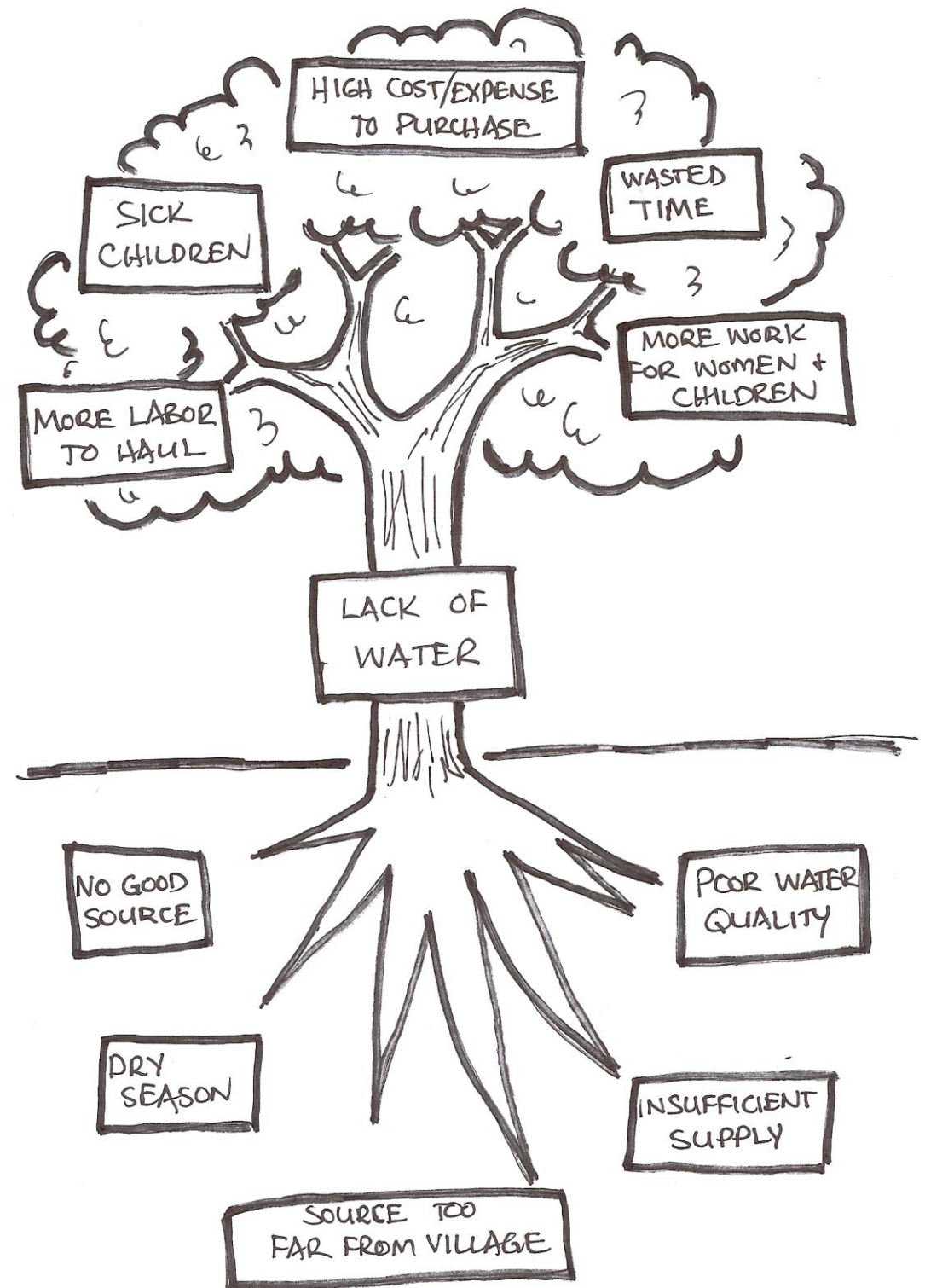
Simple Pair-wise Ranking...

PROBLEM	LACK OF FOOD	LACK OF WATER	LACK OF HEALTH CARE	LACK OF INCOME	LACK OF FORESTS	RESULT
LACK OF FOOD	X					3
LACK OF WATER	X	X				4
LACK OF HEALTH CARE	X	X	X			2
LACK OF INCOME	X	X	X	X		1
LACK OF FORESTS	X	X	X	X	X	∅

SEASONAL CALENDAR...

[illegible]

Cause and Effect Analyses – The Problem Tree



3. Tools for community solution identification and prioritization...

Solution Identification Using the Problem Tree




Linking situational and vision maps...

Resource Mapping/Venn Diagrams *

Methods of decision/course of action choosing:

- * Ranking
- * Scoring
- * Weighting *
- * Voting

WEIGHTING - 10 SEED METHOD...

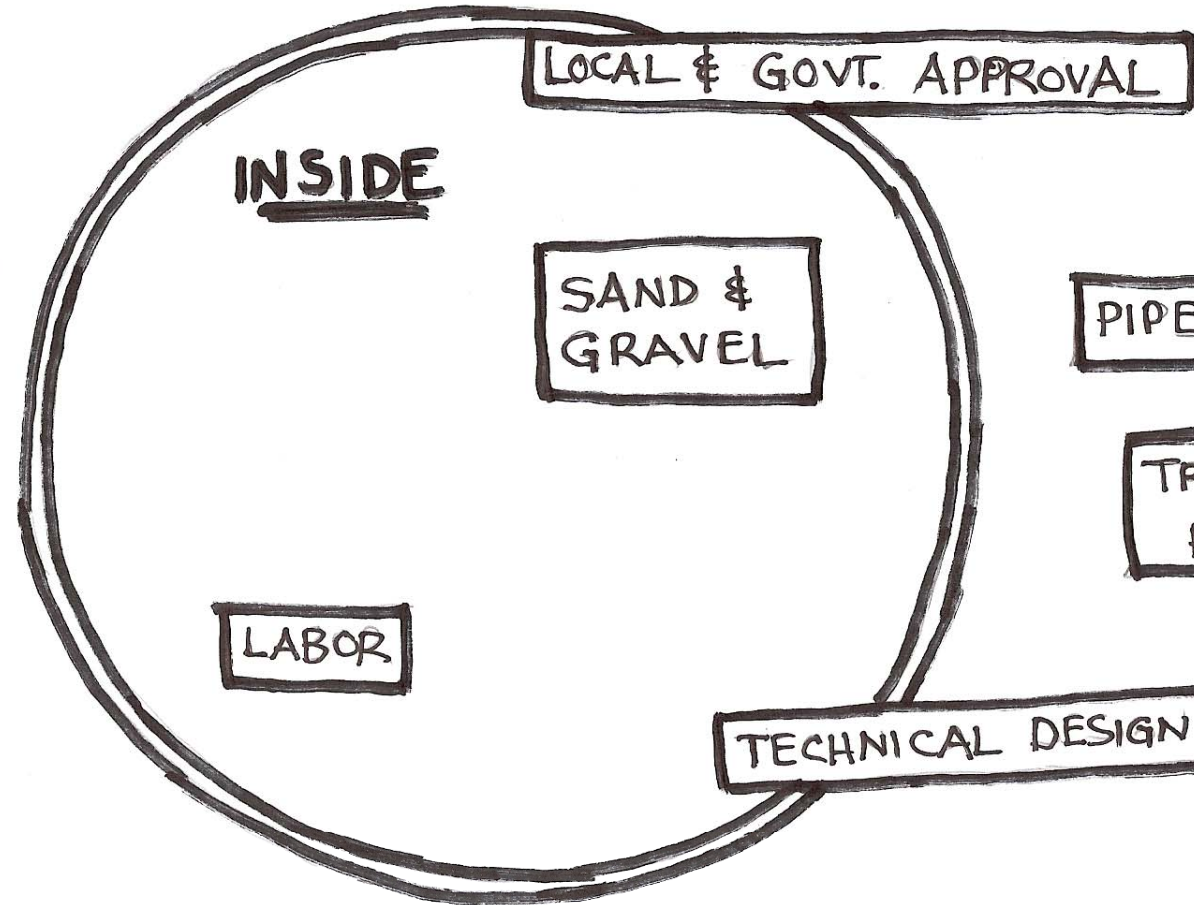
SOLUTION	WEIGHT	
BORE A DEEP WELL		SEEDS = 30
SPRING DEVELOPMENT		SEEDS = 210
FILTRATION SYSTEM		SEEDS = 60



OUTSIDE

CEMENT &
HOLLOW BLOCKS

IRON
RE-BARS



4. Tools for community planning and implementation...

Action Planning...

Community Presentation


Community
contracts/covenants...

Launching Ceremony

Formalized
Memorandums of
Agreement or
Understanding
(MOAs/MOUs)

Appointment of overseer/
committee to head up
project...

THE FIVE
FINGERS OF
MAKING A
PLAN...



WHAT	WHO	WHEN	HOW	WITH
① A plan/design drawn by the village	Juan and Diego	By next week	Survey and drawing w/ estimates	Local resources
② Present plan to all local villagers for approval	Sarah	April 15	Call a village meeting	Local resources
③ Take approved plan and request to district government	Village Development Committee	May 1 at District Meeting	Village head sets appointment	Leaders need money from treasurer - fare
④ Ask for technical help from outside to verify plan	Village head	May 1 at District Meeting	Present formal request in writing	Ask for govt. or NGO technician
⑤ Present revised plan to village	Sarah	Within 1 month of new design	Call a village meeting	Outside tech. makes present
⑥ Begin gathering local materials	Juan (In-charge)	Within 1 month of new design	Assign tasks to villager	Gather items locally
⑦ Begin gathering outside materials	Village Development Committee	Within 1 month of new design	Formal requests to govt. and NGOs	Local resources

5. Tools for community monitoring, evaluation and celebration...

- Monitoring and evaluation plan
- Overseer of the plan/community committee
- Regularly scheduled community progress meetings
- Goals and Progress (GAP) analysis

Gap Analysis

- What was suppose to have been done?
- What has actually been done?
- What is the gap that needs to be closed?

Community celebration (as a CD worker join in, but remember that it is about what *they* have done)

GAP ANALYSIS...

GOALS

1. Plan drawn up

2. Present plan

3. Take plan to government

4. Get design

5. Present plan to village

NEEDED ACTION TO BE TAKEN...



Need to get technical design for approval

Completed next week

March 15 meeting

PROGRESS

Done

Done

Not done

In progress

To do

A WORD ABOUT CD TOOLS...

- They are tools to help get people participating...

- * They are tools to help us understand together...

- * They are not the main goal of community development...



Some things to remember about using CD tools...

- Give the pen to the community
- Encourage active participation by all
- Observe the hidden things going on...the “gems”
- Meetings are action too!
- Focus on the process, not the product



Building
Capability

Building
Confidence

**Community Problem
Awareness and Identification**

**Community
Monitoring,
Evaluation
and Celebration**

**CD Process
Character**

**Community
Problem Analysis**

**Community Planning
and Implementation**

**Community Solution
Identification and
Prioritization**

Building
Community

Building
Capacity



CASE STUDY STORY AND APPLICATION...

“We have no basketball court...”

A close-up photograph of a rice field. The image shows numerous green rice plants with long, slender leaves. Interspersed among the green leaves are many panicles of rice grains, which are a golden-brown color, indicating they are ripe. The background is a dense field of similar plants, slightly out of focus.

Your Questions?