

# Using Moringa seed for water purification

Dr. Roger Sharland,  
REAP



©2009 Emily Skrisson Tack

# REAP

---

Rural  
Extension with  
Africa's  
Poor









# ***Moringa stenopetala***











# ***Moringa seeds with outer seed coat***







**For 20 litres of water one needs 10 seeds**







## Dosage Rates:

- Low turbidity                      NTU < 50  
1 seed per 4 litres (4.225 qt) water
- Medium turbidity                  NTU 50-150  
1 seed per 2 litres (2.112 qt) water
- High turbidity                      NTU 150-250  
1 seed per 1 litre (1.056 qt) water
- Extreme turbidity                NTU > 250  
2 seeds per 1 litre (1.056 qt) water



## Procedure

- 1. Remove the shells.**
- 2. Pound the white seeds.**
- 3. Shake with a little clean water in a soda bottle.**


**One good use  
for such a bottle!**



**Shake vigorously for 5 minutes**



## Pour through a sieve








**Stir slowly  
for 15 minutes**

**and wait!**





## *Contaminated water before and after Moringa treatment*

*Photo by Beth Doerr*







## **In Kendu Bay, on the shores of Lake Victoria**

**it really was like a  
miracle.**

**“Once again we could  
drink make tea with lake  
water – and taste the tea!”**




## *Moringa stenopetala* seed







































































































REAP